

Guidelines for “Fedena”

Index

➤	Login to Fedena	3
➤	Change password	4
➤	Manage Dashboard	5
➤	Quick links	6
➤	Profile of Student and Parent	7
➤	Time Table	9
➤	Assignment	10
➤	Calendar	11
➤	News	12
➤	Fees	13
➤	Internal Messaging System	14

Login to Fedena

To login into Fedena go to the school website “indiranationalschool.ac.in” using either **Google Chrome** or **Mozilla Firefox**. Then, click on “**Fedena login**”.

The screenshot shows the website header with the school logo and motto: "a journey of Aspiration to Inspiration" and "Shree Chanakya Education Society's INDIRA NATIONAL SCHOOL". Contact details include phone number 020 66731707 / 626 and email info@indiranationalschool.ac.in. A navigation menu lists Home, About Us, Academics, Admissions, Careers, Links, Events, Alumini, and Contact Us. Below the menu is a large image of a swimming pool. A callout box points to the 'FEDENA LOGIN' icon in the bottom navigation bar, which also includes Admissions, Annual Syllabus, Circulars, Newsletters, and Gallery.

You will get the following screen -

The screenshot shows the login page for Indira National School. The page title is "INDIRA NATIONAL SCHOOL". On the left is a logo with a star and the text "करमध्ये सरस्वती". The login form has a Username field containing "100" and a Password field containing "*****". Below the password field is a green "Login" button and a "Forgot password?" link. At the bottom, there is a "Sign in using" button and a "Google" button. The footer text is "Powered by Fedena".

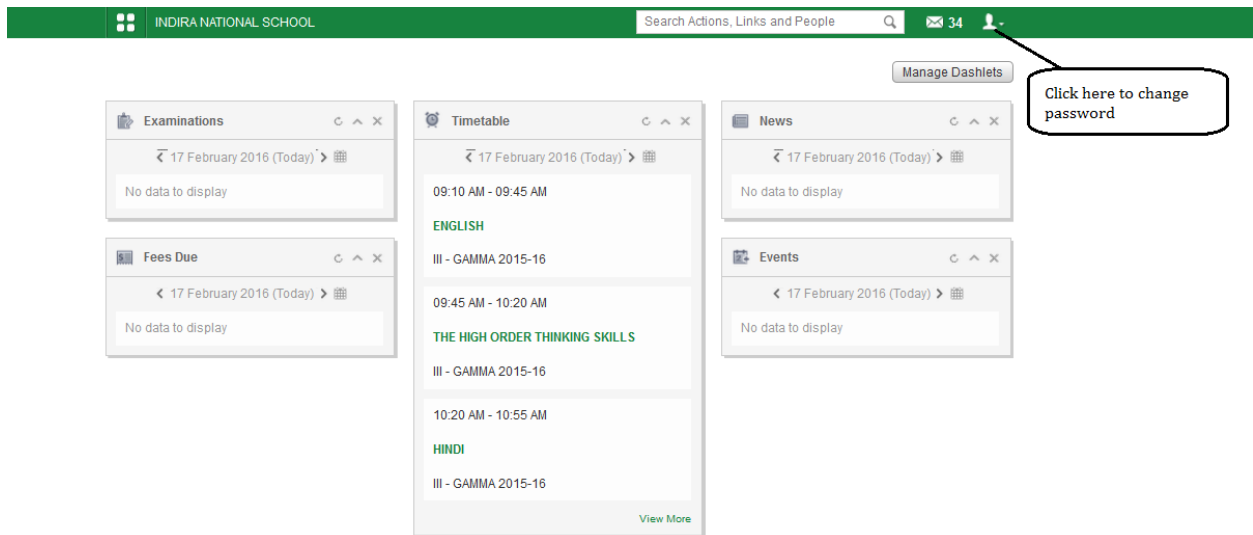
Enter the “Username” & “Password” which is provided by the school to you. Your default UserID is your child’s GRNo. and the default password is “UserID + 123”. For e.g.

Username : 100

Password : 100123

Change Password

When you enter your Username and Password, we will see the dashboard of the Fedena as shown below.

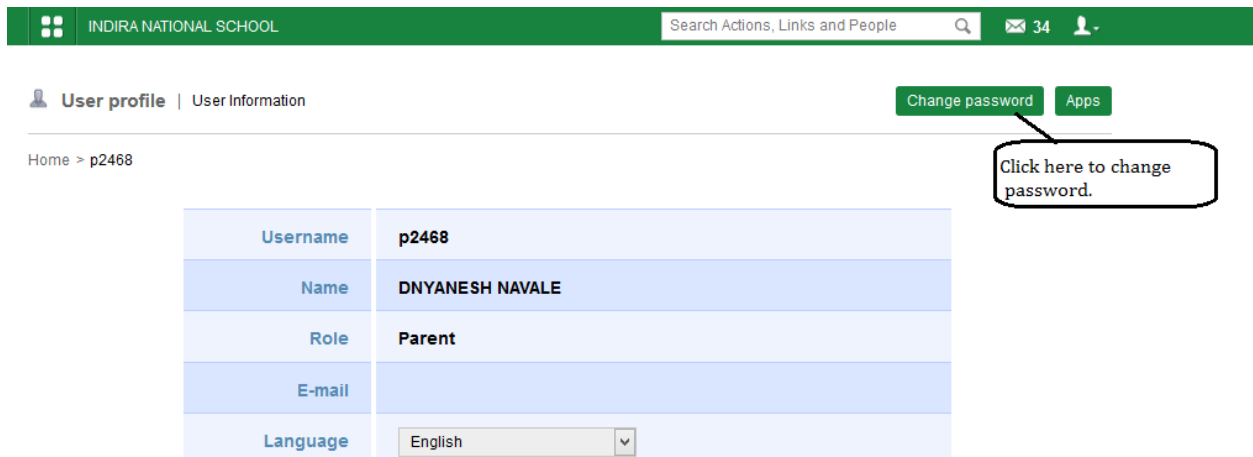


On first login to Fedena, you are requested to change the password. To change the password,

Step 1: Login to your dashboard

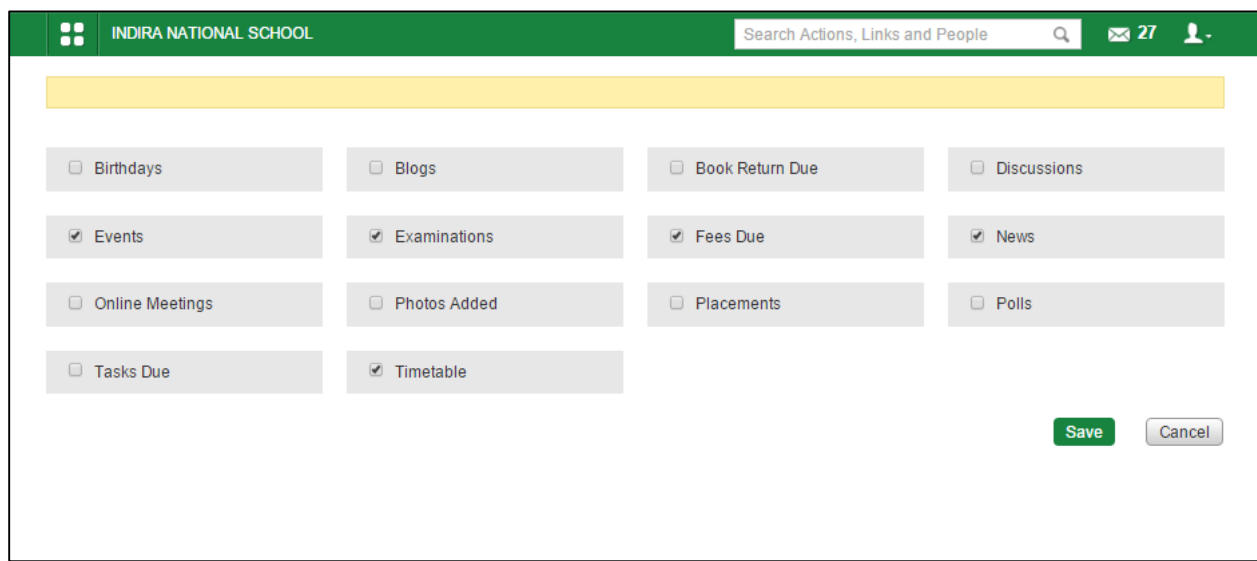
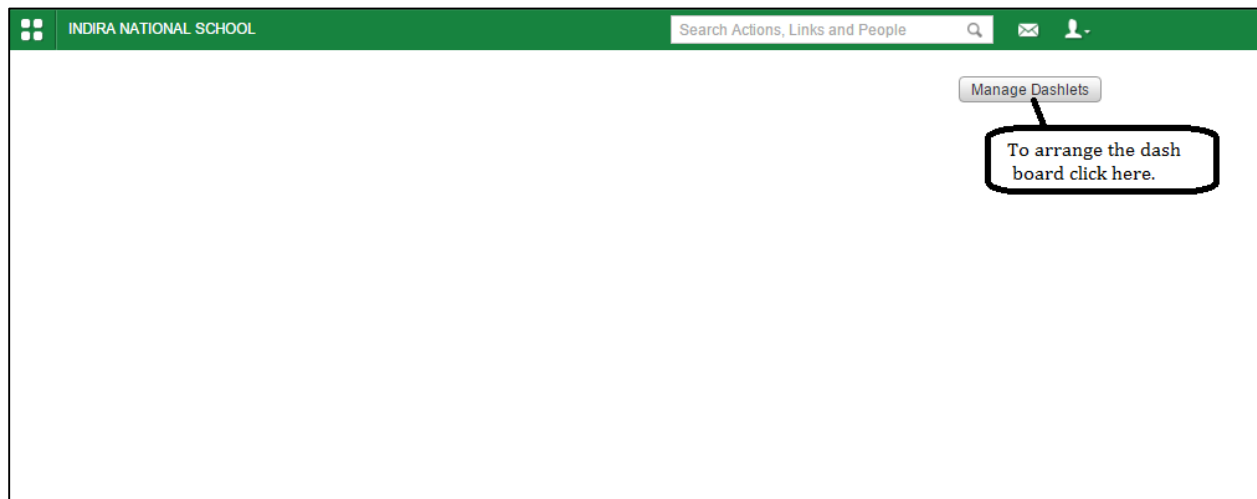
Step 2: Click on your user button on top right.

You can see the "change password" tab. Click on it to access the password changing option.



Manage Dashboard

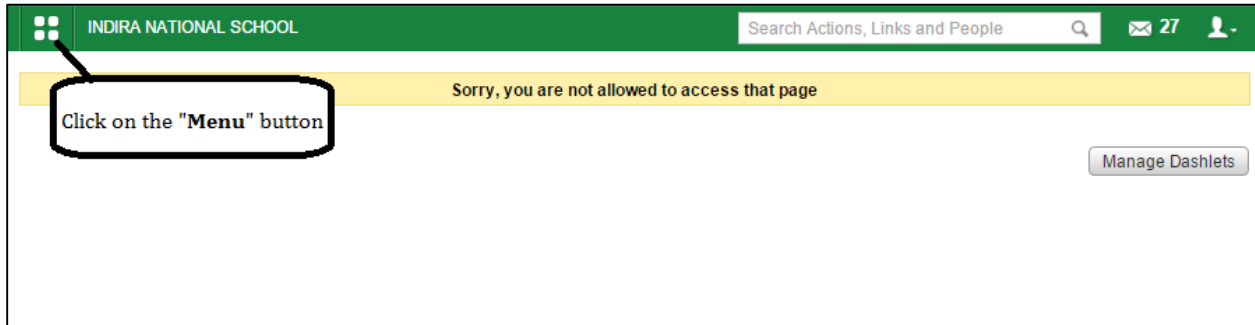
You can arrange your “Dashlets” on **Dashboard**. To customize your **Dashboard**, click on “**Manage Dashlets**” button.



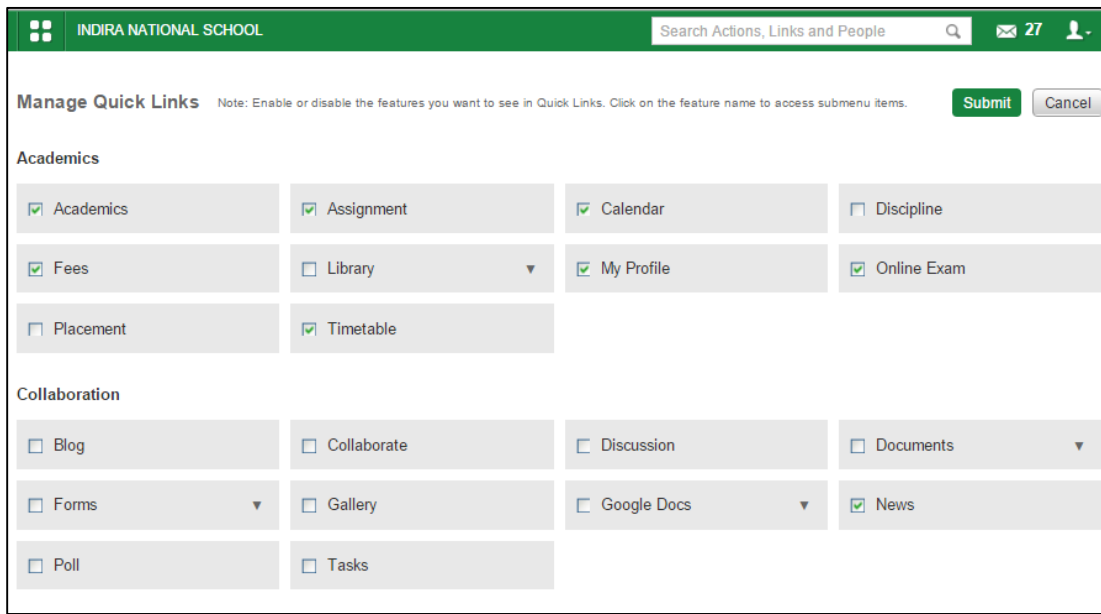
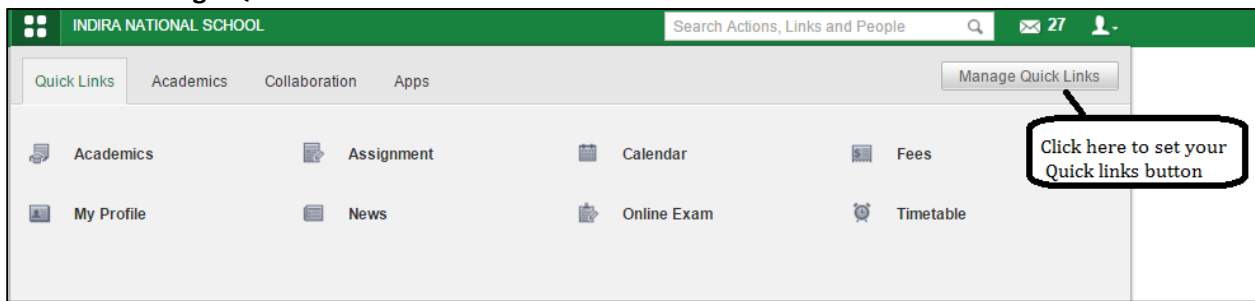
Choose the dashlets you want to display on your **Dashboard**.

Quick links

Under this tab, you can set your buttons you use most. To set these buttons click on **“Menu Button”**

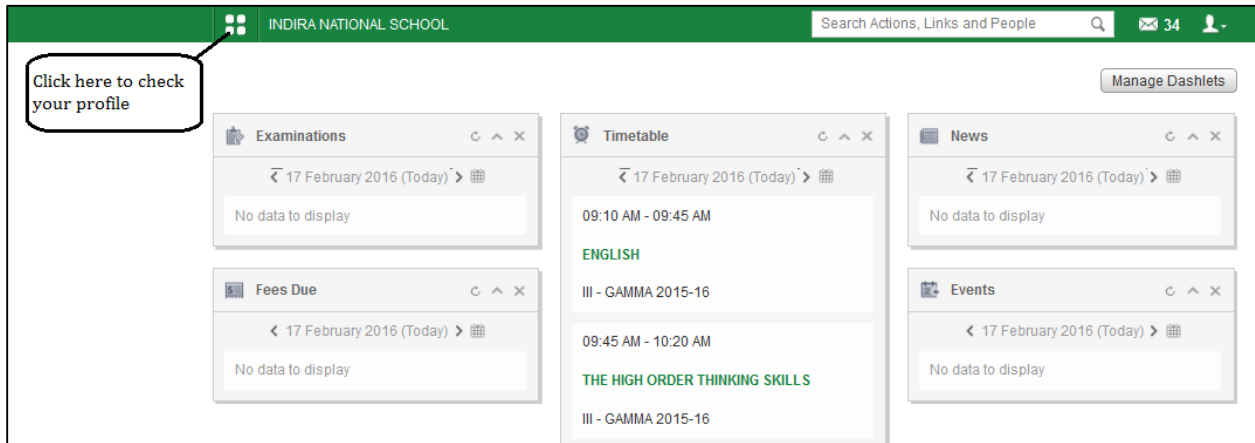


Click on **“Manage Quick links”**.



Parent's and Student profile

To check your profile, click the module access icon.



INDIRA NATIONAL SCHOOL

Search Actions, Links and People

34

Manage Dashlets

Click here to check your profile

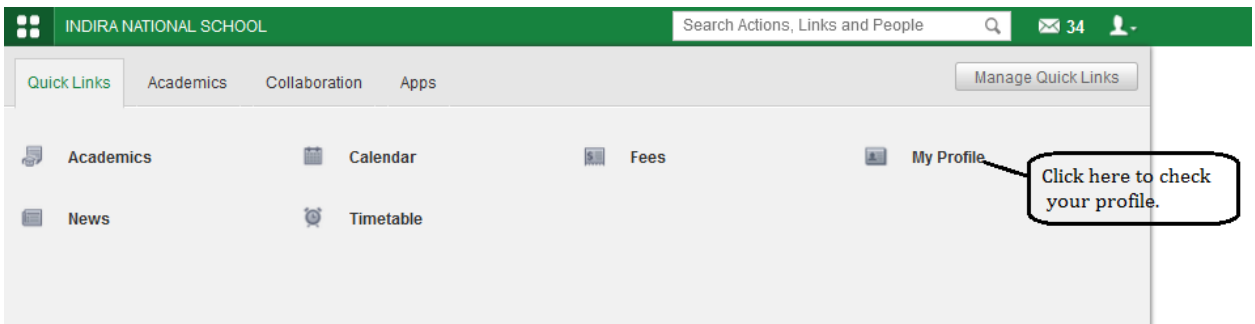
Examinations
17 February 2016 (Today)
No data to display

Fees Due
17 February 2016 (Today)
No data to display

Timetable
17 February 2016 (Today)
09:10 AM - 09:45 AM
ENGLISH
III - GAMMA 2015-16
09:45 AM - 10:20 AM
THE HIGH ORDER THINKING SKILLS
III - GAMMA 2015-16

News
17 February 2016 (Today)
No data to display

Events
17 February 2016 (Today)
No data to display



INDIRA NATIONAL SCHOOL

Search Actions, Links and People

34

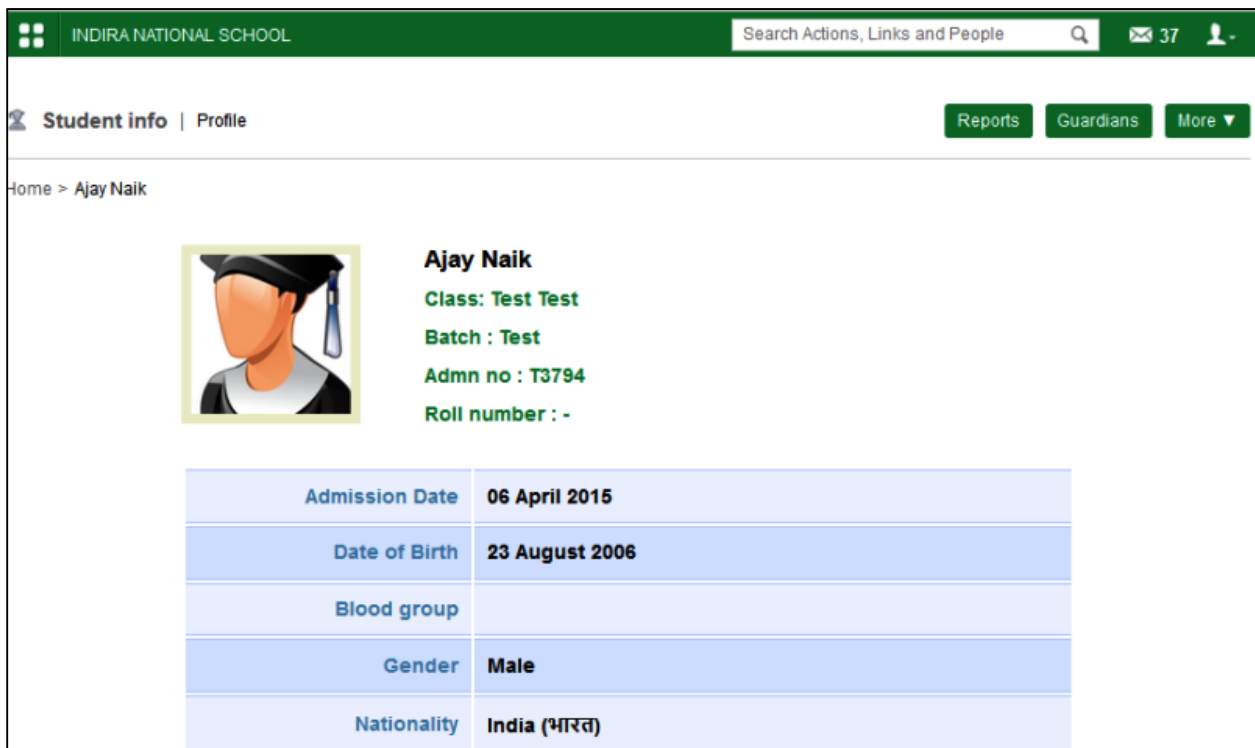
Manage Quick Links

Quick Links Academics Collaboration Apps

Academics Calendar Fees My Profile

News Timetable

Click here to check your profile.



INDIRA NATIONAL SCHOOL


Search Actions, Links and People

37

Student info | Profile

Reports Guardians More

Home > Ajay Naik



Ajay Naik
Class: Test Test
Batch : Test
Admn no : T3794
Roll number : -

Admission Date	06 April 2015
Date of Birth	23 August 2006
Blood group	
Gender	Male
Nationality	India (भारत)

You can see a link called **'Report'** if you click on the link it will take you to **report page** of the student as shown in the screenshot.

Students | Reports center

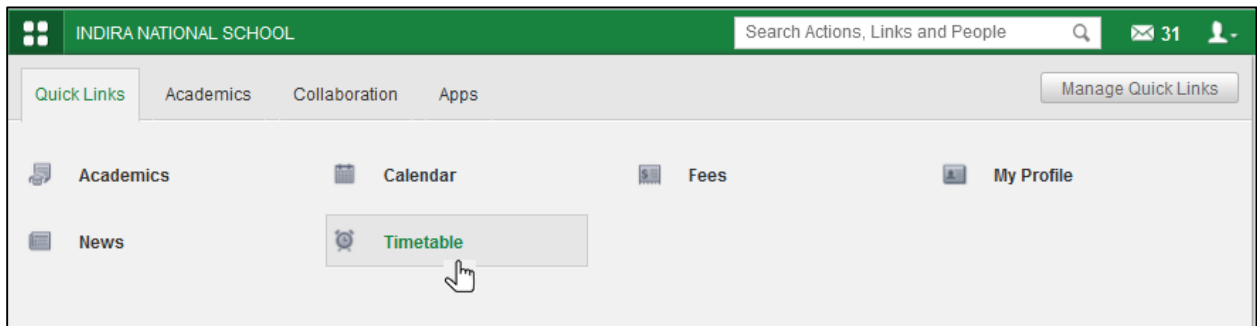
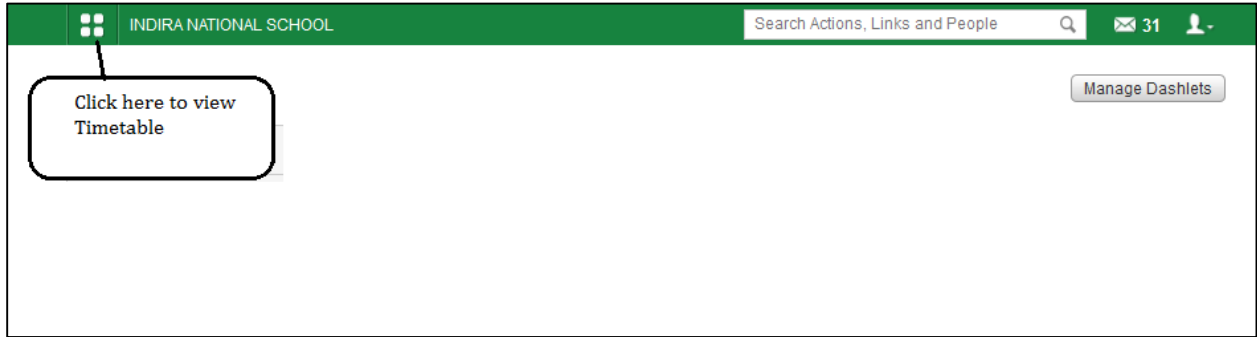
Home > Students > Steve Clive > Reports center

Academics		Attendance
Recent Exams	Detailed report	Detailed report
Assessment 1	Final Report(Exam Grouped) Transcript Report	Current year report
Subject-wise Report	CCE Transcript Report ICSE Transcript Report	
English		
Maths		
Science		
Social Studies		
Spanish		

In the **Report** tab you can view “Academic Reports” and well as “Attendance Reports” of the student.

Time table

To view Academic timetable of the student click on the **Access module button**.



Timetable | Timetable View

Activities

Home > Timetable view

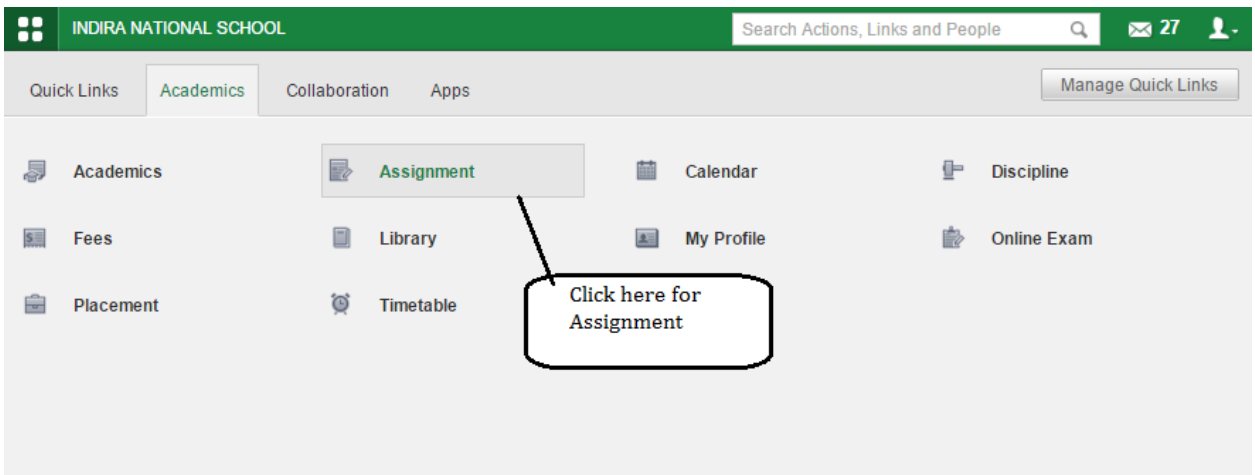
Select a timetable

06 April 2015 - 31 March 2011

Mon	07:20 AM - 08:00 AM SCIENCE Awanti	Break 20 Min	Break 10 Min	08:30 AM - 09:10 AM CO-CURRICULAR ACTIVITY / CLUBS Sona	09:10 AM - 09:45 AM CO-CURRICULAR ACTIVITY / CLUBS Sona	09:45 AM - 10:20 AM SOCIAL STUDIES Sukhvinder	10:20 AM - 10:55 AM MATHEMATICS Sanitha	Break 15 Min
Tue	07:20 AM - 08:00 AM III LANGUAGE Elective 3	Break 20 Min	Break 10 Min	08:30 AM - 09:10 AM LIBRARY Abhijit	09:10 AM - 09:45 AM MATHEMATICS Sanitha	09:45 AM - 10:20 AM HINDI Premchand	10:20 AM - 10:55 AM ENGLISH Iona	Break 15 Min
Wed	07:20 AM - 08:00 AM SCIENCE Awanti	Break 20 Min	Break 10 Min	08:30 AM - 09:10 AM III LANGUAGE Elective 3	09:10 AM - 09:45 AM MATHEMATICS Sanitha	09:45 AM - 10:20 AM HINDI Premchand	10:20 AM - 10:55 AM YOGA Aruna	Break 15 Min
Thu	07:20 AM - 08:00 AM SCIENCE Awanti	Break 20 Min	Break 10 Min	08:30 AM - 09:10 AM GAMES Ravindra	09:10 AM - 09:45 AM SOCIAL STUDIES Sukhvinder	09:45 AM - 10:20 AM COMPUTERS Dhanalakshmi	10:20 AM - 10:55 AM ENGLISH Iona	Break 15 Min

Assignments/Homework

1. Login as a Student.
2. Click the module access icon > Academics > Assignment to open the All assignments page.
3. It will list all the assignments/homework assigned to the student. Click on the assignment to view it.

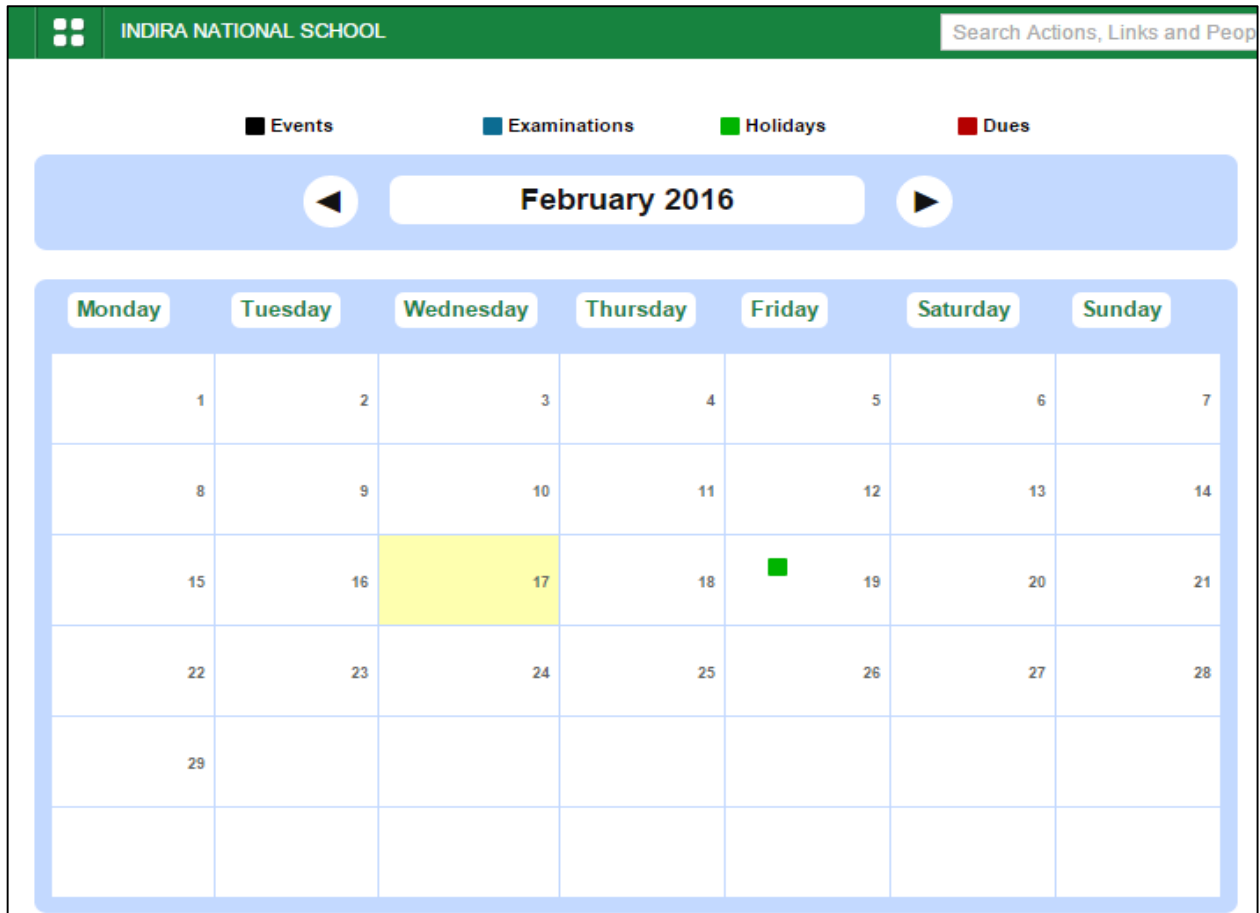
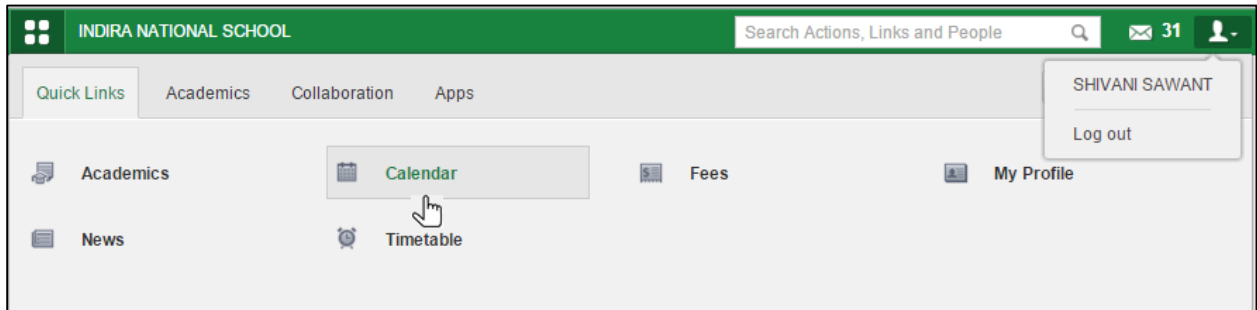


This screenshot shows the 'All Assignments' page. It features a table with columns for 'Sl. no..', 'Subject', 'Assignments', and 'Due date'. The table lists 13 assignments, primarily in Mathematics, with due dates ranging from October 1st to 19th, 2015.

Sl. no..	Subject	Assignments	Due date
1	MATHEMATICS	Maths HW	01 October 2015 12:00 AM
2	MATHEMATICS	Maths HW	05 October 2015 12:00 AM
3	MATHEMATICS	Maths HW	06 October 2015 12:00 AM
4	MATHEMATICS	MATHS HW	07 October 2015 12:00 AM
5	MATHEMATICS	Maths HW	08 October 2015 12:00 AM
6	MATHEMATICS	Maths HW	09 October 2015 12:00 AM
7	MATHEMATICS	Maths HW	12 October 2015 12:00 AM
8	MATHEMATICS	Maths HW	13 October 2015 12:00 AM
9	ENGLISH	Eng Hw	13 October 2015 12:00 AM
10	ENGLISH	ENG, Maths HW	14 October 2015 12:00 AM
11	HINDI	Hindi H.W.	14 October 2015 12:00 AM
12	ENGLISH	ENG HW	15 October 2015 12:00 AM
13	ENVIRONMENTAL STUDIES	Evs HW	19 October 2015 12:00 AM

Calendar

To view Academic Calendar, Holiday schedule & School events of the student click on the **Access module** button.



News

To view **News (School Circulars & Notices etc.)** of the student click on the **Access module button**.

The screenshot shows the Indira National School dashboard. At the top, there is a green header with the school name and a search bar. Below the header, there are several dashboard widgets: Examinations, Fees Due, Timetable, News, and Events. A callout box with a speech bubble points to the News widget, containing the text "Click here to view News". The News widget currently displays "No data to display".

This screenshot shows the Quick Links section of the dashboard. It features a horizontal menu with "Quick Links", "Academics", "Collaboration", and "Apps". Below this, there are six buttons: Academics, Calendar, Fees, My Profile, News, and Timetable. A mouse cursor is hovering over the "News" button, which is highlighted with a grey background.

The screenshot shows the "School News" page. It has a breadcrumb trail: "Home > News > View all". Below the breadcrumb, there is a table listing the latest announcements.

Sl. no.	Title	Author	Comments	Posted
1	MINUTES OF EXTRAORDINARY MEETING OF E.P.T.A (04.02.2016)	Admin - admin	0	9 days ago
2	Notice - Report Days & Collection of Books/Uniform/Shoes.	Admin - admin	0	12 days ago
3	CBSE Pre Exam Counselling for Students & Parents	Admin - admin	0	15 days ago
4	Notice - Std XII Practical Exam Schedule	Admin - admin	0	19 days ago
5	Notice - School Timings on 24th Dec, 2015.	Admin - admin	0	1 month ago

Fees

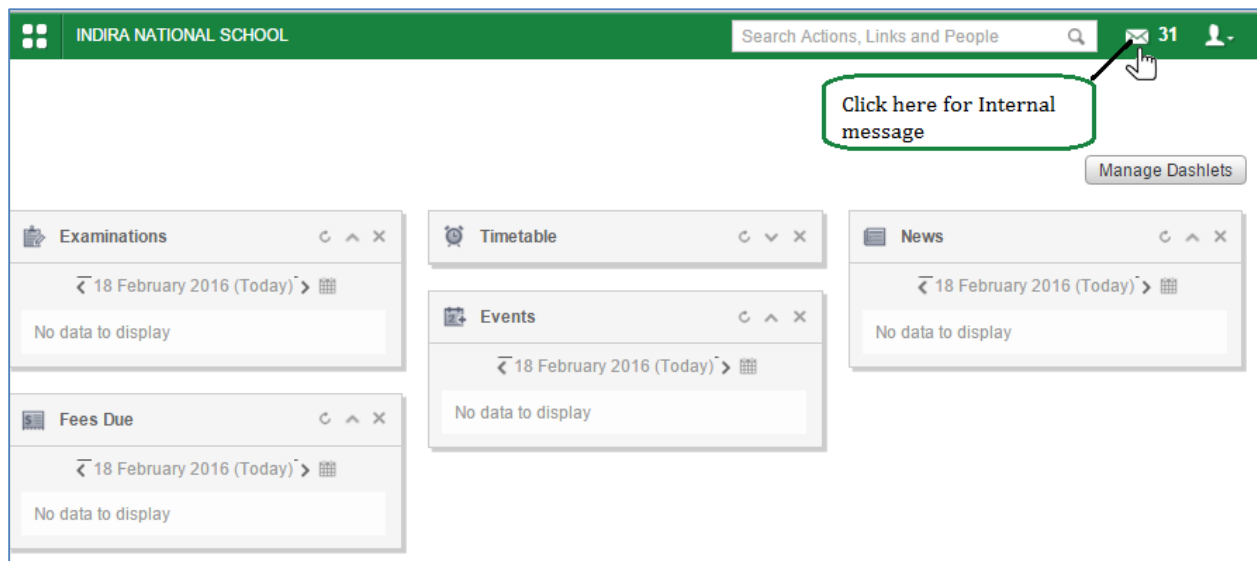
To pay the **Fees** of the student click on the **Access module button**.

The screenshot shows the Indira National School portal interface. At the top, there is a green header with the school name and a search bar. Below the header, there are several dashboard widgets: Examinations, Timetable, News, Fees Due, and Events. A callout box points to the 'Fees Due' widget with the text 'Click here for Fees'. Below the dashboard, there is a navigation bar with 'Quick Links', 'Academics', 'Collaboration', and 'Apps'. The 'Fees' button is highlighted in the 'Quick Links' section. Below the navigation bar, there is a 'Student | Fee Status' section with 'View refunds' and 'Profile' buttons. The 'Student Fees' section shows a table of fees for 'STD VI - BETA 2015-16'.

STD VI - BETA 2015-16		2 Unpaid fees	
Fees Name	Status	Amount (Rs.)	Date
General fees			
4th Qtr School Fees 2015-16	Unpaid	19400.00 / 19400.00	Due on 20/01/2016

Internal mailing system

With **Internal mailing system**, the administrator, employees, students, and parents can send and receive private and secure messages to other Fedena users based on their role.



Students can send messages to :

- Teachers/tutors of only their batch
- Students of only their batch
- Only their guardian

Parents can send messages to:

- Only teachers/tutors who teach their children
- Only their children